

2N5679 2N5680 PNP
2N5681 2N5682 NPN

**COMPLEMENTARY
SILICON POWER TRANSISTORS**



TO-39 CASE



www.centrasemi.com

DESCRIPTION:

The CENTRAL SEMICONDUCTOR 2N5679, 2N5681 series devices are complementary silicon power transistors, manufactured by the epitaxial planar process, designed for general purpose amplifier and switching applications where high voltages are required.

MARKING: FULL PART NUMBER

MAXIMUM RATINGS: ($T_A=25^\circ\text{C}$ unless otherwise noted)

	SYMBOL	2N5679 2N5681	2N5680 2N5682	UNITS
Collector-Base Voltage	V_{CBO}	100	120	V
Collector-Emitter Voltage	V_{CEO}	100	120	V
Emitter-Base Voltage	V_{EBO}		4.0	V
Continuous Collector Current	I_C		1.0	A
Continuous Base Current	I_B		0.5	A
Power Dissipation	P_D		1.0	W
Power Dissipation ($T_C=25^\circ\text{C}$)	P_D		10	W
Operating and Storage Junction Temperature	T_J, T_{stg}		-65 to +200	$^\circ\text{C}$
Thermal Resistance	θ_{JA}		175	$^\circ\text{C/W}$
Thermal Resistance	θ_{JC}		17.5	$^\circ\text{C/W}$

ELECTRICAL CHARACTERISTICS: ($T_A=25^\circ\text{C}$ unless otherwise noted)

SYMBOL	TEST CONDITIONS	MIN	MAX	UNITS
I_{CBO}	$V_{CB}=\text{Rated } V_{CBO}$		1.0	μA
I_{CEV}	$V_{CE}=\text{Rated } V_{CEO}, V_{EB}=1.5\text{V}$		1.0	μA
I_{CEV}	$V_{CE}=\text{Rated } V_{CEO}, V_{EB}=1.5\text{V}, T_C=150^\circ\text{C}$		1.0	mA
I_{CEO}	$V_{CE}=70\text{V}$ (2N5679, 2N5681)		10	μA
I_{CEO}	$V_{CE}=80\text{V}$ (2N5680, 2N5682)		10	μA
I_{EBO}	$V_{EB}=4.0\text{V}$		1.0	μA
BV_{CEO}	$I_C=10\text{mA}$ (2N5679, 2N5681)	100		V
BV_{CEO}	$I_C=10\text{mA}$ (2N5680, 2N5682)	120		V
$V_{CE(SAT)}$	$I_C=250\text{mA}, I_B=25\text{mA}$		0.6	V
$V_{CE(SAT)}$	$I_C=500\text{mA}, I_B=50\text{mA}$		1.0	V
$V_{CE(SAT)}$	$I_C=1.0\text{A}, I_B=200\text{mA}$		2.0	V
$V_{BE(ON)}$	$V_{CE}=2.0\text{V}, I_C=250\text{mA}$		1.0	V
h_{FE}	$V_{CE}=2.0\text{V}, I_C=250\text{mA}$	40	150	
h_{FE}	$V_{CE}=2.0\text{V}, I_C=1.0\text{A}$	5.0		
h_{fe}	$V_{CE}=1.5\text{V}, I_C=0.2\text{A}, f=1.0\text{kHz}$	40		
f_T	$V_{CE}=10\text{V}, I_C=100\text{mA}, f=10\text{MHz}$	30		MHz
C_{ob}	$V_{CB}=20\text{V}, I_E=0, f=1.0\text{MHz}$		50	pF

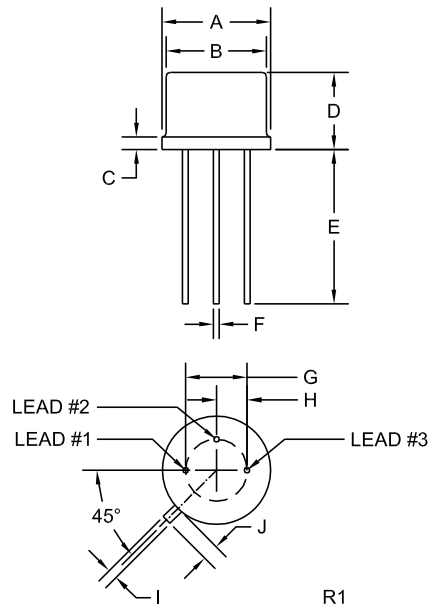
R2 (2-December 2013)

2N5679 2N5680 PNP
 2N5681 2N5682 NPN

COMPLEMENTARY
 SILICON POWER TRANSISTORS



TO-39 CASE - MECHANICAL OUTLINE



SYMBOL	INCHES		MILLIMETERS	
	MIN	MAX	MIN	MAX
A (DIA)	0.335	0.370	8.51	9.40
B (DIA)	0.315	0.335	8.00	8.51
C	-	0.040	-	1.02
D	0.240	0.260	6.10	6.60
E	0.500	-	12.70	-
F (DIA)	0.016	0.021	0.41	0.53
G (DIA)	0.200		5.08	
H	0.100		2.54	
I	0.028	0.034	0.71	0.86
J	0.029	0.045	0.74	1.14

TO-39 (REV: R1)

LEAD CODE:

- 1) Emitter
- 2) Base
- 3) Collector

MARKING: FULL PART NUMBER

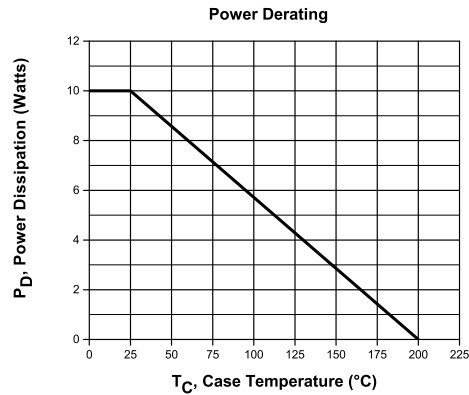
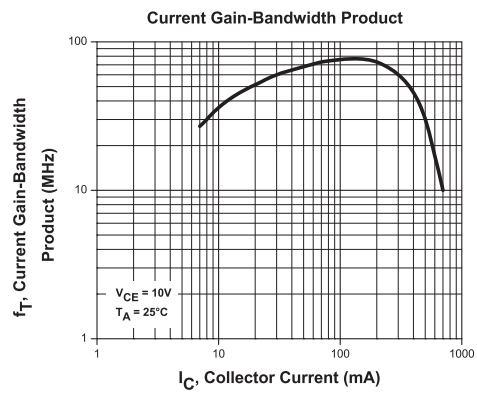
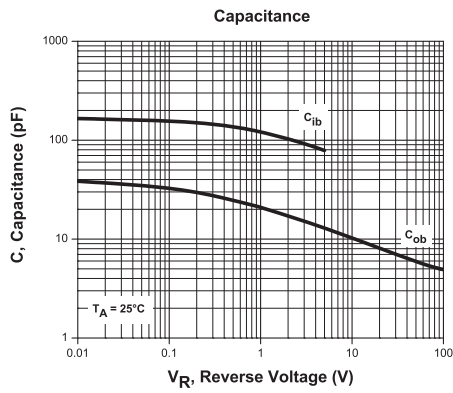
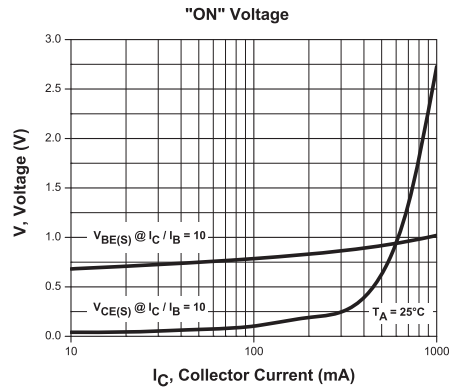
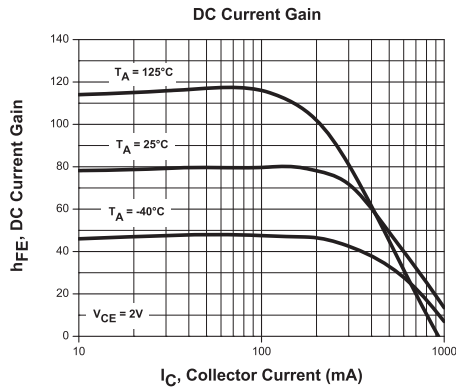
R2 (2-December 2013)

2N5679 2N5680 PNP
 2N5681 2N5682 NPN

COMPLEMENTARY
 SILICON POWER TRANSISTORS



PNP TYPICAL ELECTRICAL CHARACTERISTICS



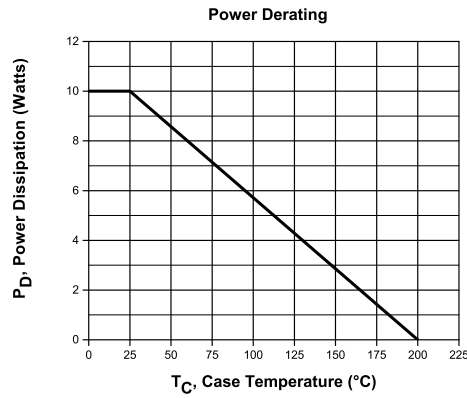
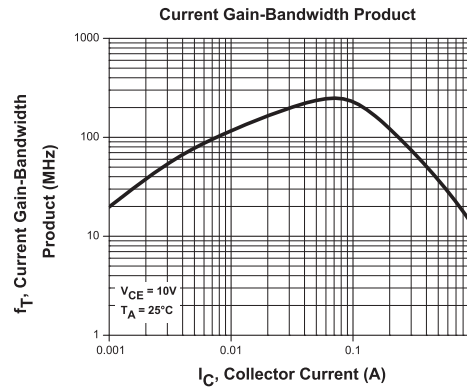
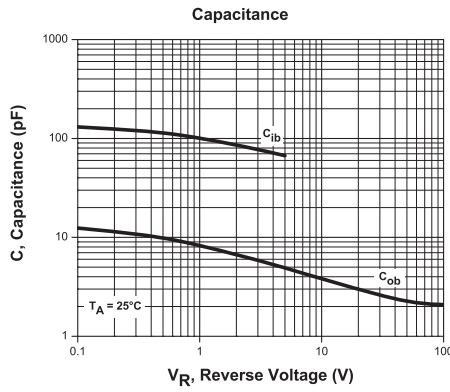
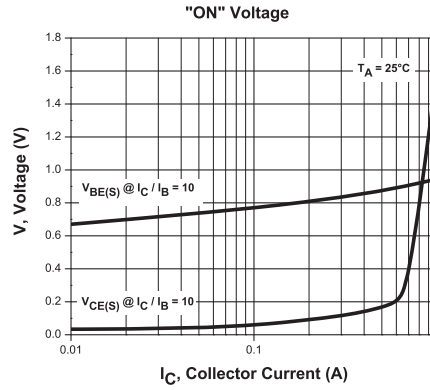
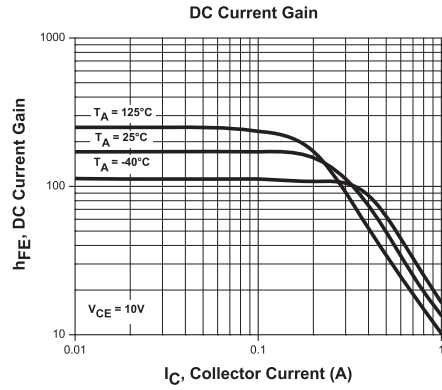
R2 (2-December 2013)

2N5679 2N5680 PNP
 2N5681 2N5682 NPN

COMPLEMENTARY
 SILICON POWER TRANSISTORS



NPN TYPICAL ELECTRICAL CHARACTERISTICS



R2 (2-December 2013)

OUTSTANDING SUPPORT AND SUPERIOR SERVICES



PRODUCT SUPPORT

Central's operations team provides the highest level of support to insure product is delivered on-time.

- Supply management (Customer portals)
- Inventory bonding
- Consolidated shipping options
- Custom bar coding for shipments
- Custom product packing

DESIGNER SUPPORT/SERVICES

Central's applications engineering team is ready to discuss your design challenges. Just ask.

- Free quick ship samples (2nd day air)
- Online technical data and parametric search
- SPICE models
- Custom electrical curves
- Environmental regulation compliance
- Customer specific screening
- Up-screening capabilities
- Special wafer diffusions
- PbSn plating options
- Package details
- Application notes
- Application and design sample kits
- Custom product and package development

CONTACT US

Corporate Headquarters & Customer Support Team

Central Semiconductor Corp.
145 Adams Avenue
Hauppauge, NY 11788 USA
Main Tel: (631) 435-1110
Main Fax: (631) 435-1824
Support Team Fax: (631) 435-3388
www.centalsemi.com

Worldwide Field Representatives:
www.centalsemi.com/wwreps

Worldwide Distributors:
www.centalsemi.com/wwdistributors

For the latest version of Central Semiconductor's **LIMITATIONS AND DAMAGES DISCLAIMER**, which is part of Central's Standard Terms and Conditions of sale, visit: www.centalsemi.com/terms